

apply.wisconsin.edu

POSSIBILITIES • 25 CAMPUSES •
25 • COUNTLESS

LET'S DO THIS

Now is the time to get ready
to apply to a University of
Wisconsin System campus

2023 • 2024 UW APPLICATION GUIDE

A Guide to Completing the University of Wisconsin System Application for Admission



COLLEGE IS JUST AROUND THE CORNER

On August 1, all University of Wisconsin System campuses are open for admission. Let's get you ready to apply.



Good things start now

Your application is just the first step. The sooner you apply, the sooner you'll know where you're going to college. And once you know, you can start getting ready for a whole new world. There will be plenty to keep you busy: making the most of your senior year and getting a jump on all the things you'll need to get ready for college. Don't wait. Your future self will thank you!



+
+
+

We created this guide to take you step-by-step to August 1, when you can submit applications to your UWs. You'll find helpful advice on choosing your UWs, applying, and tools to help afford college.

LET US BE YOUR GUIDE

Phone: 1-800-442-6459

Email: apply@uwsa.edu

Web: uwhelp.wisconsin.edu/contact

**Feeling lost? We're here to help
(it's literally our name).**

We're UW HELP and you can call us any time at **1-800-442-6459** and we'll get you back on track. It's our job to make it easy for you to find, choose, and apply to the right University of Wisconsin campuses.

01 CHOOSE YOUR UW

You may already know which UWs are right for you. But if not, we get it — with 25 UWs to choose from, it can be pretty hard to decide. Each UW has its own specialties and areas of study. They stretch across every corner of the state, with campuses big and small. Let's take a moment to get to know them all.

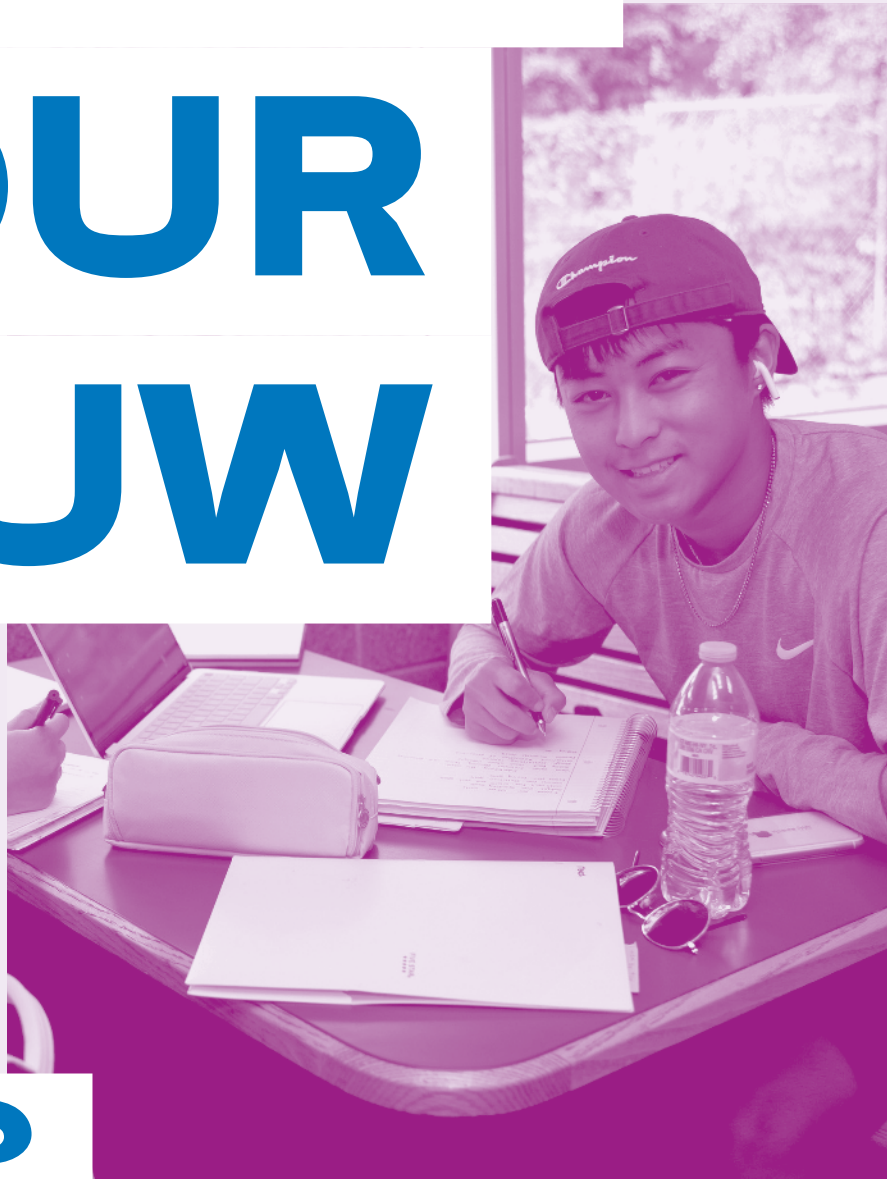
2 or 4?

The two-year UWs

Our two-year campuses can be the perfect place to start, with lower costs and smaller class sizes. Earn an associate degree and/or make a plan with your academic advisor about how to earn credits that you can transfer directly to UW's four-year universities.

The four-year UWs

Our four-year universities give you a comprehensive, rigorous education. Earn a bachelor's degree that positions you for an advanced professional career or graduate-level studies. These campuses have higher standards for admission and take into consideration the full breadth and diversity of your experiences.





4-yr university



2-yr campus

Campus affiliation

GET TO

KNOW

There are twelve 2-year and thirteen 4-year campuses in the UW System. We invite you to dig in and explore which ones are a good fit for you.

UW-EAU CLAIRE



CAMPUS VISITS



CAMPUSES

UW-Eau Claire
uwec.edu

UW-Eau Claire – Barron County
barron.uwec.edu

ADMISSIONS CONTACT INFO & MAILING ADDRESS

715-836-5415
admissions@uwec.edu

105 Garfield Avenue
Eau Claire, WI 54701

ADMITTED 50% GPA

UW-Eau Claire
UWEC – Barron County

3.42 – 3.91
Open Access

ADMISSION DEADLINE

February 1, 2024 —
Priority Deadline, UW-Eau Claire
August 1, 2024 —
Priority Deadline,
UW-Eau Claire – Barron County

ADMISSION REVIEW TIMELINE

August 1, 2023
Application review begins
Two weeks
Average application review

FAFSA PREFERRED FILING DATE & CODE

March 15, 2024
003917

CAMPUSES

UW-Green Bay
uwgb.edu

UW-Green Bay, Manitowoc Campus
uwgb.edu/manitowoc

UW-Green Bay, Marinette Campus
uwgb.edu/marinette

UW-Green Bay, Sheboygan Campus
uwgb.edu/sheboygan

ADMISSIONS CONTACT INFO & MAILING ADDRESS

920-465-2111
uwgb@uwgb.edu

2420 Nicolet Drive
Green Bay, WI 54311

ADMITTED 50% GPA

Open Access

ADMISSION DEADLINE

Rolling admission

ADMISSION REVIEW TIMELINE

August 1, 2023
Application review begins
Two weeks
Average application review


FAFSA PREFERRED FILING DATE & CODE

February 15, 2024
003899

UW-GREEN BAY



CAMPUS VISITS



YOUR

UWs

Admission Guidelines

Want to know how competitive your UWs will be? The “Admitted 50% GPA” range for new freshmen at each campus means that half of the students admitted had a GPA within that range. This means that 25% of students had a GPA below that range and 25% of students had a GPA above that range.

Many high schools consider GPA on different scales and some do not report GPA or class rank at all. Each UW campus will consider both GPA and rank in the context of your school.

UW-LA CROSSE



CAMPUS VISITS

CAMPUS

UW-La Crosse
uwlax.edu



ADMISSIONS CONTACT INFO & MAILING ADDRESS

608-785-8939
admissions@uwlax.edu
1725 State Street
La Crosse, WI 54601

ADMITTED 50% GPA

3.46 – 3.87 (4.0, unweighted scale)

ADMISSION DEADLINE

February 1, 2024 —
Priority Deadline

ADMISSION REVIEW TIMELINE

August 15, 2023
Application review begins
3-4 weeks
Average application review

FAFSA PREFERRED FILING DATE & CODE

February 1, 2024
003919

CAMPUS

UW-Madison
wisc.edu



ADMISSIONS CONTACT INFO & MAILING ADDRESS

608-262-3961
onwisconsin@admissions.wisc.edu
702 W. Johnson St., Ste. 1101
Madison, WI 53715-1007

ADMITTED 50% GPA

3.8 – 4.0

ADMISSION DEADLINE

November 1, 2023 —
First-year Early Action Deadline
January 16, 2024 —
First-year Regular Decision Deadline

ADMISSION REVIEW TIMELINE

September 1, 2023
Application review begins
First-Year Early Action
Decisions on or before January 31, 2024
First-Year Regular Decision
Decisions on or before March 31, 2024

FAFSA PREFERRED FILING DATE & CODE

December 1, 2023
003895


UW-MADISON




CAMPUS VISITS

CAMPUSES


UW-Milwaukee

 uwm.edu


UW-Milwaukee at Washington County


 uwm.edu/washington

UW-Milwaukee at Waukesha

 uwm.edu/waukesha

ADMISSIONS CONTACT INFO & MAILING ADDRESS

 414-229-2222

 undergraduateadmissions@uwm.edu

 PO Box 749

Milwaukee, WI 53201

ADMITTED GPA 50%

UW-Milwaukee

3.06 – 3.78

UWM at Washington County

Open Access

UWM at Waukesha

Open Access

ADMISSION DEADLINE

 **March 1, 2024** —

Priority Deadline, UW-Milwaukee

August 1, 2024 —

Regular Deadline, UW-Milwaukee

August 15, 2024 —

UW-Milwaukee at Washington County
and UW-Milwaukee at Waukesha

ADMISSION REVIEW TIMELINE

 **August 1, 2023**

Application review begins

7-10 days

Average application review

FAFSA PREFERRED FILING DATE & CODE

 February 1, 2024

003896

UW-MILWAUKEE



CAMPUS VISITS



UW OSHKOSH



CAMPUS VISITS




CAMPUSES


UW Oshkosh

 uwosh.edu


UW Oshkosh, Fond du Lac Campus


 uwosh.edu/fdl


UW Oshkosh, Fox Cities Campus

 uwosh.edu/fox

ADMISSIONS CONTACT INFO & MAILING ADDRESS

 920-424-3164

 admissions@uwosh.edu

 PO Box 2423

Oshkosh, WI 54903

ADMITTED 50% GPA

UW Oshkosh

2.90 – 3.68


UWO, Fond du Lac Campus

Open Access

UWO, Fox Cities Campus

Open Access

ADMISSION DEADLINE

 Rolling admission

ADMISSION REVIEW TIMELINE


 **August 1, 2023**

Application review begins

Two weeks

Average application review

FAFSA PREFERRED FILING DATE & CODE


 January 1, 2024

003920


UW-PARKSIDE


CAMPUS


UW-Parkside

 uwp.edu

ADMISSIONS CONTACT INFO & MAILING ADDRESS

 262-595-2355

 admissions@uwp.edu


 PO Box 2000

Kenosha, WI 53141

ADMITTED 50% GPA

2.95 – 3.65

ADMISSION DEADLINE

 Rolling admission

ADMISSION REVIEW TIMELINE

 **August 1, 2023**

Application review begins

1-2 week(s)

Average application review

FAFSA PREFERRED FILING DATE & CODE

 March 1, 2024

005015



CAMPUS VISITS



UW-PLATTEVILLE

CAMPUSES

UW-Platteville

uwplatt.edu

UW-Platteville Baraboo Sauk County

uwplatt.edu/baraboo

ADMISSIONS CONTACT INFO & MAILING ADDRESS

608-342-1125

admit@uwplatt.edu

1 University Plaza
Platteville, WI 53818

ADMITTED GPA 50%

UW-Platteville 3.17 – 3.89

UWP Baraboo Sauk County Open Access

ADMISSION DEADLINE

Rolling admission

ADMISSION REVIEW TIMELINE

August 1, 2023

Application review begins

5-10 business days

Average application review

FAFSA PREFERRED FILING DATE & CODE

February 1, 2024
003921




CAMPUS VISITS



UW-RIVER FALLS



CAMPUS VISITS



CAMPUS

UW-River Falls

uwrf.edu

ADMISSIONS CONTACT INFO & MAILING ADDRESS

715-425-3500

admissions@uwrf.edu

410 South 3rd Street
River Falls, WI 54022

ADMITTED 50% GPA

3.25 – 3.8

ADMISSION DEADLINE

Rolling admission

ADMISSION REVIEW TIMELINE

August 1, 2023

Application review begins

1-2 week(s)

Average application review

FAFSA PREFERRED FILING DATE & CODE

February 1, 2024
003923

UW-STEVENS POINT

CAMPUSES

UW-Stevens Point

uwsp.edu

UW-Stevens Point at Marshfield

uwsp.edu/marshfield

UW-Stevens Point at Wausau

uwsp.edu/wausau

ADMISSIONS CONTACT INFO & MAILING ADDRESS

715-346-2441

admiss@uwsp.edu

2108 Fourth Avenue
Stevens Point, WI 54481-3897

ADMITTED 50% GPA

UW-Stevens Point

2.6 – 3.1

UWSP at Marshfield

Open Access

UWSP at Wausau

Open Access

ADMISSION DEADLINE

Rolling admission

ADMISSION REVIEW TIMELINE

August 1, 2023

Application review begins

1 week

Average application review

FAFSA PREFERRED FILING DATE & CODE

May 1, 2024
003924



CAMPUS VISITS



UW-STOUT



CAMPUS VISITS



CAMPUS

UW-Stout
uwstout.edu



ADMISSIONS CONTACT INFO & MAILING ADDRESS

715-232-1232
admissions@uwstout.edu
212 Sorensen Hall
121 10th Ave. E.
Menomonie, WI 54751

ADMITTED 50% GPA
3.02 – 3.75

ADMISSION DEADLINE

Rolling admission

ADMISSION REVIEW TIMELINE

August 1, 2023
Application review begins
1-2 week(s)
Average application review

FAFSA PREFERRED FILING DATE & CODE

February 1, 2024
003915

CAMPUS

UW-Superior
uwsuper.edu



ADMISSIONS CONTACT INFO & MAILING ADDRESS

715-394-8230
admissions@uwsuper.edu
PO Box 2000
Superior, WI 54880

ADMITTED 50% GPA
2.93 – 3.78

ADMISSION DEADLINE

Rolling admission

ADMISSION REVIEW TIMELINE

August 15, 2023
Application review begins
1-3 days
Average application review

FAFSA PREFERRED FILING DATE & CODE

February 1, 2024
003925

UW-SUPERIOR



CAMPUS VISITS



UW-WHITEWATER



CAMPUS VISITS



CAMPUSES

UW-Whitewater
uww.edu



UW-Whitewater at Rock County
uww.edu/rock

ADMISSIONS CONTACT INFO & MAILING ADDRESS

262-472-1440
uwwadmit@uww.edu
800 West Main Street
Whitewater, WI 53190

ADMITTED 50% GPA

Whitewater Campus 3.0 – 3.6
Rock County Campus Open Access

ADMISSION DEADLINE

Rolling admission

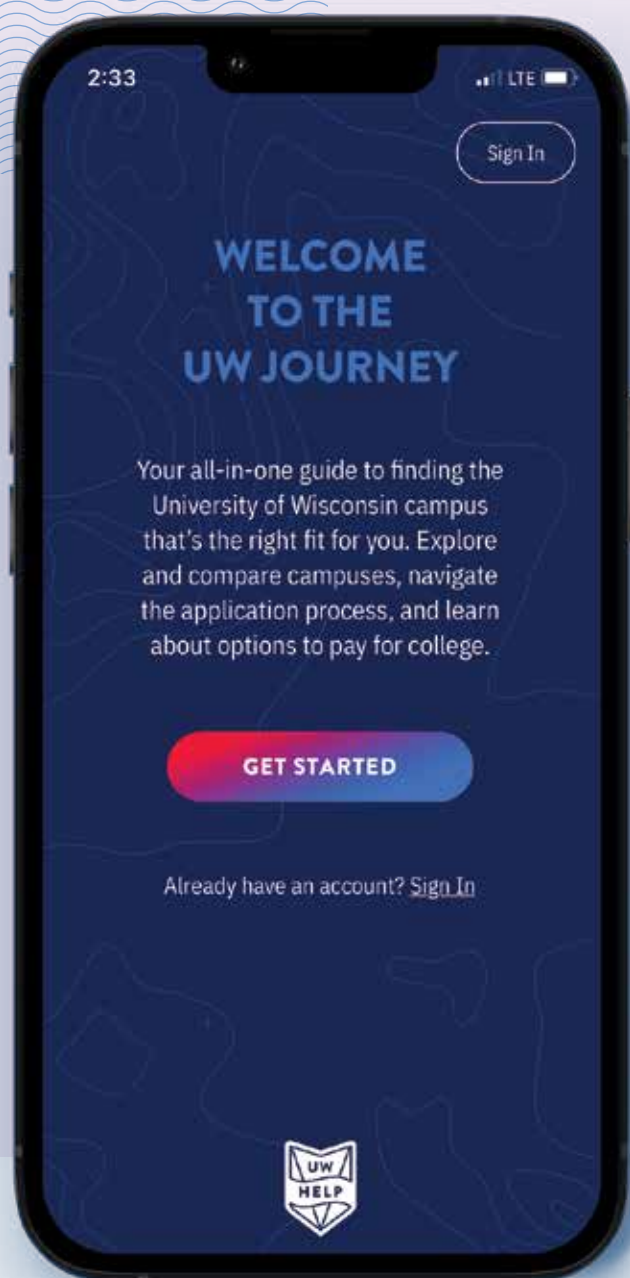
ADMISSION REVIEW TIMELINE

August 1, 2023
Application review begins
Two weeks
Average application review

FAFSA PREFERRED FILING DATE & CODE

January 1, 2024
003926

CAN'T DECIDE?



Need to find your perfect UW?
There's an app for that. We
created UW Journey to help
students just like you explore
and discover which UWs are
right for you.

UW Journey is your all-in-one guide to finding your
UW. Explore and compare campuses, navigate the
application process, and learn about options to
pay for college.

uwjourney.wisconsin.edu

Free to download, free to use.




02 GET READY TO APPLY

Once you know where you want to apply, you can start preparing your application. You'll need to gather up some information and write your essay. Then, on August 1, you can apply online to all your UWs at once using the UW System Application in less than 30 minutes.

This is where it can be nice to have the whole summer to get ready. Take your time, go step by step through the following pages, and it'll be easy. You've got this.

Tip

Sure, your UWs will look at your grades. But that's just one part of what makes you a good candidate. They'll look closely at your essay, your background, activities, extracurriculars, community involvement, and more to get a clear picture of the whole you. They can't wait to meet you.



Apply online at
apply.wisconsin.edu



No ACT or SAT requirement

ACT and SAT scores are suspended as part of the application review process for all UW System campuses through the 2024-2025 academic year. You do not have to submit ACT or SAT scores, but they may be considered if you choose to provide them.

Credit requirements

At a minimum, all UW campuses require students to complete at least 17 college preparatory credits in high school. You can see the specific guidelines for each campus in the Requirements tab at: uwhelp.wisconsin.edu/admission-guidelines/freshman.

3

SOCIAL SCIENCE

For example: American Government, History, Geography

3

NATURAL SCIENCE

For example: Biology, Chemistry, Earth Science

3

MATH

Including one year of Algebra and Geometry

4

ENGLISH

For example: English, Composition, Literature, Speech

4

ELECTIVES

For example: Band, Computer Science, Fine Art

2

SINGLE WORLD LANGUAGE

(2 REQUIRED FOR UW-MADISON ONLY)



WHAT DO YOU

WANT TO STUDY?

After choosing your campus in the application, you'll be asked what major you would like to pursue. Keep in mind choosing a major now doesn't mean it's set in stone. You can always change your mind. Think of it as simply choosing a direction of something you want to explore.

Having trouble deciding? Think about what subjects naturally interest you and what you'd enjoy diving more deeply into after high school.



Find a Program

You'll get a great education at any UW, but there are thousands of majors and academic programs available within the UW system. We created the Find a Program tool to help you research more about the majors and programs available across the UW system.

apply.wisconsin.edu/find-a-program

+

+

+



The many names of majors

Here's the deal. Across the country, schools often use slightly different names for the same majors. For example, a major in Accounting at one campus might be called Finance at another. That can make it challenging to find what you're looking for. So, how do you find out which campuses are a good academic fit? We have two recommendations.

1. Keep it simple

Don't get caught up trying to cross-reference majors across campuses. All you really want to know is if a campus will let you study the things that interest you. The UW Journey app is great for that. You can also search and filter for any UW programs of interest to you at apply.wisconsin.edu/find-a-program.

2. Ask

Every UW will work with you to make sure you get the education you need. Once you have narrowed your choices down, ask your UWs what majors they offer in your area of interest. Then, you can compare actual classes to see which UWs sound most interesting.



WRITE YOUR

STEP 02 • GET READY TO APPLY

Your UWs are literally looking for reasons to admit you — that's why they ask for an essay. They simply want to hear from you and learn more about your experiences and goals for the future.

You're more than just facts and figures

Your application is a lot like a resume, with dry lists of dates, grades, and achievements. But the essay is different. It's your opportunity to shine through. Your UWs want to hear about the whole you — from the little victories, stumbles, and lessons learned to what makes you excited for college and life after high school.

Take your time. Give it some thought, share it with a few people you trust, and revise. In the end, it'll be worth it.



UW ESSAY



?

All campuses ask the following question:

This part is all about you. Tell us about something you've done — academically or personally — and what you've learned from it. Was it a success or a challenge? Did it represent a turning point in your life? How did this particular moment in your life influence you, and how will it continue to influence you as you pursue your college education?

If you apply to UW-La Crosse or UW-Madison, you'll need to answer a second question as well:

UW-La Crosse

Please respond to ONE of the following:

- (1) How will your life experiences or commitments enrich the UW-La Crosse campus community? OR
- (2) Tell us why you are interested in attending UW-La Crosse and what aspects of the campus are especially important to you.

UW-Madison

Tell us why you would like to attend the University of Wisconsin–Madison. In addition, please include why you are interested in studying the major(s) you have selected. If you selected undecided, please describe your areas of possible academic interest.

IT'S ALL ABOUT



Did you notice anything about the essay questions? They aren't made to weed you out. They're designed to give a little glimpse of the human being behind the application.

Your UWs realize you're still young. You're a work in progress. That means no matter how well you did in high school, what matters most is the challenges you faced and how you responded.

It's also worth saying that while your instincts probably tell you to puff up your accomplishments and go big, bragging is never interesting. Give yourself permission to just be you when you write. Write like you, about you.

YOU

Essay basics

- Write your essay in a program like Microsoft Word or Google Docs so you can simply copy and paste it into your online application.
- Keep your essay between 250 and 650 words (UW–Madison requires all essays to strictly follow these guidelines).
- Ask a friend or teacher to look for inconsistencies, grammatical mistakes, and typos.
- Proofread, proofread, proofread. You don't want some small mistake to accidentally make it look like you don't care.

Essay Tips

- Tell your UWs something about yourself that you can't capture in the application.
- Jump off the bandwagon. Don't write what you think your UWs will want to hear. Let your UWs know about what drives you.
- Use your own voice. Ask someone you trust to read your essay to see if it "sounds like you."
- Be short and sweet. Clear, concise writing matters more than length.
- Show, don't tell. Be specific and factual.
- Write about your real life. Don't exaggerate or embellish (You'd be surprised at how well your UWs can smell baloney).
- Be confident. Skip all the maybes, sort ofs, I thinks, and so on.





Here are some questions to get you started.

What are your 2 biggest academic achievements?

What are your 2 biggest personal achievements?

What are your 2 biggest strengths?

What were your 2 biggest challenges?

What are the 2 biggest obstacles you've overcome (and how did you do it)?

What are your 2 biggest failures (and what did you learn)?

What beliefs have you challenged (why, and what did you learn)?

☐ **BASICS**

Social Security Number (optional)

City, state, and country of birth

Country of citizenship

Do your parents/guardians have four-year college degrees?

☐ **PREFERRED MAJOR (OPTIONAL)**

Some majors may require you to select a specific emphasis or concentration

☐ **RESIDENCY FOR TUITION PURPOSES**

Ask your parent or guardian the following questions:

Have you physically resided full-time in Wisconsin for the past 12 months?

Do they work in a state besides Wisconsin?

Was Wisconsin the last place they registered to vote or voted?

Do they hold a valid Wisconsin driver's license?

☐ **PARENT / GUARDIAN INFORMATION (OPTIONAL)**

Have your parents/guardians served in the military?

Parent/guardian email

Parent/guardian phone number

☐ **UNOFFICIAL TRANSCRIPT (OPTIONAL)**

A PDF copy of your unofficial high school transcript. This may reduce the time to receive an admission decision. An official transcript may be required by some campuses.

☐ **COURSE LIST**

Your senior schedule—either:

- » *A PDF copy of your senior year schedule or unofficial transcript listing senior year courses, or*
 - » *A list of your courses for senior year, with credits per course, so you can manually enter them in your application*
-

☐ **COLLEGE COURSES IN HIGH SCHOOL (IF APPLICABLE)**

A PDF copy of your unofficial college transcript, or a list of the college courses you are taking during your senior year to manually enter including course title, course number, and course credits



YOUR APPLICATION CHECKLIST

Here's a handy checklist of all the things you'll need to have ready when you fill out your application on August 1.

STEP 02 • GET READY TO APPLY

☐ EXTRACURRICULAR ACTIVITIES (OPTIONAL)

List of academic activities, sporting activities, etc. Include for each activity:

- » *Grades during which you participated*
- » *Level of participation in each activity*
- » *Leadership roles and awards received in each activity*
- » *Whether you intend to continue in these activities in college*

☐ EMPLOYMENT HISTORY (OPTIONAL)

You can upload a PDF of your resume or enter the information into your online application. Make sure you include the following information for each job:

- » *Employer name(s)*
- » *City and state*
- » *Job title*
- » *Whether you are currently employed and start date*
- » *Average number of hours worked per week*

☐ COMPLETED ESSAY(S)

☐ APPLICATION FEE

Beginning Fall 2024 term, the following UW System campuses charge an application fee for every application submitted: UW-Eau Claire (\$25), UW-La Crosse (\$25), and UW-Madison (\$70). For the other UW System campuses, students may submit up to three applications for free to either the main campus or branch campus. After that, students will be charged \$25 per application.

- » *Financial Needs-Based Application Fee Waiver: Students who believe they are eligible for a financial needs-based application fee waiver should self-report financial need on their application.*



Letter of recommendation

A letter of recommendation is not required for admission to a UW campus except UW-Madison, which requires a single letter from an academic source like a teacher or counselor.



03

APPLY TO YOUR UW's

+ + +



It's go time!

On August 1, you can start your application. Just visit apply.wisconsin.edu and click the big red "Create an Account and Get Started" button, then follow along.



Hopefully applying should be straightforward after all your hard work getting ready. But we do get a number of students each year who get stuck. If it happens to you, please reach out to us at UW HELP at 1-800-442-6459 or apply@uwsa.edu and we'll get you on your way. In the meantime, here are a few bonus tips!



Use a good email address

You should use an email address you know you will have access to in the future. For example, try not to use your high school email address because you probably won't be able to access it after you graduate.

Major emphases and concentrations

Some majors require you also choose a specific emphasis or concentration for your study. For example, Engineering may require you to specify Mechanical or Electrical Engineering.


Uploading documents

There are four types of files you can upload to help speed up your application process: your high school transcript, your high school schedule, your college course schedule (if you took any college courses in high school), and your resume (not required). Each file needs to be saved as a PDF and under 10 MB.

Applying to multiple campuses

You can apply to multiple UW campuses at the same time. You'll still customize your application for each campus, but you won't have to re-enter all your details like transcripts and personal information. At the end of your first application, simply click the "Apply to More Campuses" button and you'll be on your way.

04 WHAT'S NEXT?



You did it! After submitting your application, it will be forwarded on to your UW. You can call them directly if you have any questions. They'd love to hear from you. They'll also let you know about your application status and anything further they might need from you. Don't forget to download your Next Steps PDF for more information.

Campus contacts and timelines

Need to reach out to your UWs? You can find a list of contacts on the UW HELP website at uwhelp.wisconsin.edu/campus-contacts.

Anxious to hear back from your UW? You can see when your campus' admissions office will start reviewing applications and how long their review process takes once they receive everything they need from you at uwhelp.wisconsin.edu/application-review-timetable.





Dot your i's. Cross your t's.

Almost every campus will have at least a few documents they'll need from you before they can fully review your application.

Official high school transcripts

Your UW may request your official high school transcript. GED or HSED students should submit a copy of their diploma and test scores.

Official college transcripts

If you took college credits in high school, you'll need to send official transcripts to your UWs.

ACT or SAT scores

ACT and SAT scores are suspended as part of the application review process for all UW System campuses through the 2024-2025 academic year. You do not have to submit ACT or SAT scores, but they may be considered if you choose to provide them.

Letter of recommendation (UW-MADISON ONLY)

Not required for admission to a UW campus, except UW-Madison, which requires a single letter from an academic source. After you submit your application, your Next Steps PDF will outline how to submit a letter of recommendation.



15 to Finish

While you're getting a jump on things, it's a good time to start planning out how you will approach your courses in college too. If you want to get your bachelor's degree in four years, or your associate degree in two, you'll need to average 15 credits per semester (or 30 credits per year) to graduate on time. That's good to know early, so you can start strong and plan how to keep on track.

Learn more at uwhelp.wisconsin.edu/15-to-finish



Start with the FAFSA

The federal government is the largest source of student financial aid. Start by seeing if you qualify for federal assistance — complete the Free Application for Federal Student Aid (FAFSA). Almost every campus awards some aid to FAFSA applicants, as well as to students based on their application for admission. You can list up to 10 colleges on your FAFSA where your information will be sent. FAFSA opens on October 1. Learn more about the FAFSA at uwhelp.wisconsin.edu/pay-for-college/fafsa.

FAFSA Checklist

1. Find the FAFSA code for your UWs in the campus profiles within this workbook.
2. Apply for FAFSA at fafsa.gov before the preferred filing date and include your campus' FAFSA code.



AFFORDING YOUR

College is a big investment. But there are ways to make it more affordable. Let's explore some ways to do that.

DREAMS

STEP 04 • WHAT'S NEXT?

+ + +

Loans

Loans are money you borrow. They must be repaid in full and typically include interest payments. Government loans typically have lower interest rates than private loans.

Student employment and work study

Talk to your campus financial aid office about finding work study. Wages vary, of course, but most students average 15 hours/week and earn about \$3,000/year.

Grants and scholarships

Grants and scholarships are ideal because they provide money for college that you do not need to repay. They are awarded by federal and state government, community, campus, and private organizations based on financial need, academic merit, or other specific criteria. Your high school counselor is a great person to talk to about finding grant and scholarship opportunities in your community.



APPLY ONLINE
starting August 1

WE'RE HERE TO HELP

If you have any questions,
you can always reach out
to us at UW HELP. That's
why we're here.



PHONE 1-800-442-6459

EMAIL apply@uwsa.edu

WEB uwhelp.wisconsin.edu/contact

Data in this publication is from the
2022-2023 academic year.